Accu-Chek® Rapid-D Link Training Chart

For users of the Accu-Chek Rapid-D Link cannula and infusion set.

The Accu-Chek Rapid-D Link infusion set is intended for the subcutaneous infusion of insulin with an insulin pump.

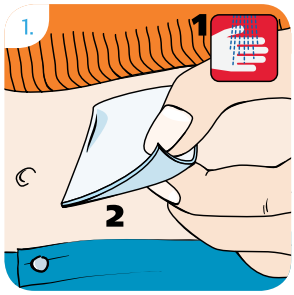

Choose a site away from the waistline, bones, scar tissue, belly button and recently used insertion sites.
Clean hands and the insertion site according to the instructions from your healthcare professional.
Allow insertion site to dry before inserting the Accu-Chek Rapid-D Link.

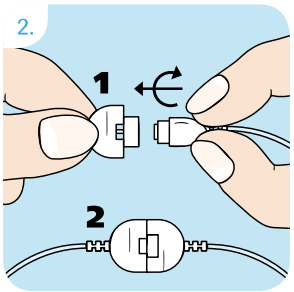

1) After removing the cannula and the tubing from the sterile packaging hold the two halves so that they form a cross. Fit the parts directly into one another.
2) Secure them by turning one quarter of a turn in a clockwise direction until they click noticeably and audibly into place.

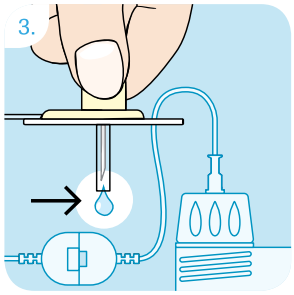

Screw the luer-lock firmly into the pump adapter.
Prime the Accu-Chek Rapid-D Link according to the pump manufacturer's operating instructions until the insulin emerges at the tip of the steel cannula. Do not leave air bubbles in the cartridge or in the tubing of the Accu-Chek Rapid-D Link.

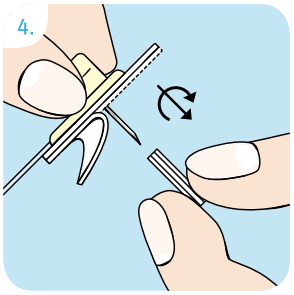

Hold the Accu-Chek Rapid-D Link with thumb and forefinger at the disc holder. With the other hand, remove the adhesive backing from the cannula and twist the protective cover off the steel needle.

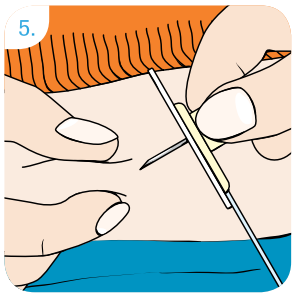

Pinch a bit of tissue together at the insertion site. Insert the Accu-Chek Rapid-D Link straight into the skin at a 90° angle. Press the adhesive plaster firmly onto the insertion site, ensuring that it makes good contact with the skin. Bend the disc holder sideways to remove it.

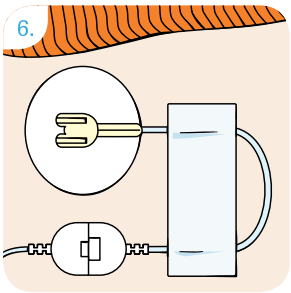

Form a loop with the tubing and secure it into place with a strip of adhesive plaster. Start the pump.

Please refer to the Instructions for Use of the Accu-Chek Rapid-D Link for warnings, precautions and more detailed information.
When changing the cannula ensure you discard in accordance with local regulations for sharps disposal.

See our website for the full range of Accu-Chek insulin delivery system products as well as additional tubing and cannula length options.

www.accu-chek.com.au • Pump Hotline: 1800 633 457 • Email: australia.insulinpumps@roche.com

For people with diabetes. Use only as directed. Consult your healthcare professional for advice.
ACCU-CHEK and ACCU-CHEK RAPID-D LINK are trademarks of Roche.
© 2018 Roche Diabetes Care.
All other product names and trademarks are the property of their respective owners.
Roche Diabetes Care Australia Pty Ltd, ABN 69 602 140 278
24-32 Lexington Drive, Bella Vista NSW 2153
01/2018 AU-208

ACCU-CHEK®